

Happy renovations
start here



My Bathroom

Plan your dream project

Reno  ssistance

From dreams...to reality!

A bathroom renovation is a project that will add significant value to your home.

The bathroom's size, its storage possibilities and the quality of the materials you plan to use are important factors to consider from the beginning of your project. Furthermore, if you have the room in your house to add an additional bathroom, it will add value to your home, no matter how small it is.

Start your project with a well-thought-out budget. Do you need to move any plumbing or fixtures? If moving plumbing results in a significant improvement in the functionality of your home, the cost will be well worth it.

Do you need to remove a bathtub to make room for the installation of a large shower? Ask yourself what type of house you own and what type of house you want. If you were to sell it, who would

buy it? Is it a couple with a child? Then, a bathtub would be ideal. Is it a professional couple? In that case, a spacious shower will do wonders. Also, don't forget that the money you put into a great renovation will serve you well for years to come.

Reno-Assistance is proud to share this helpful guide to give you specifics on what to consider when planning your next bathroom renovation project. By using this guide, you'll be ready to discuss your wants and needs with your contractor while also having a better understanding of what certain elements should cost in your quest for the perfect bathroom.

Be sure to chat with your renovation advisor as well. With their help, you can share the planning of your project with a skilled professional who understands your concerns.

To great designs and successful renovations!



Thibeault Project



Leduc Project



Gagnon Project



Marcoux Project



Larkin Project



Catudal Project

Vanities

YOUR BUDGET



AFFORDABLE

EXPENSIVE

Material Melamine

Made of a decorative paper and resin glued onto pressed wood.



- Pros**
- > Great value for money
 - > Many colours and patterns available
 - > Imitation wood is available
 - > Easy to clean

- Cons**
- > Low resistance to impacts and scratches
 - > Harder to touch up
 - > Only square or rectangular-shaped doors available

Price \$

Polyester

Made of melamine and pine fiber, covered in a polyester film.



- > Great value for money
- > More durable than melamine
 - > Many colours and finishes available
 - > Wooden cabinet look

- > If scratched, difficult to touch up
- > Slightly higher price than melamine

\$

Thermoplastic

Made of pine fiber, covered in a sheet of PVC.



- > Great value for money
- > Many door styles available
 - > More resistant to impact than laminate and melamine
 - > Easy to clean

- > Cannot be touched up
- > Not recommended for humid environments or spaces that reach a temperature of 30°C (85°F)
 - > More expensive than laminate and melamine

\$\$

Wood

Timeless look that brings a sense of luxury to your space.



- Maple and cherry** > An even, light grain. The natural knots of these woods are dynamic and fit well with any type of decor.
Mahogany > Reddish in colour, this even grain brings a richness to any room,
Walnut > Various shades of dark brown and black.
Oak > Used for hundreds of years, this wood is strong and durable.
Pine > Attractive but fragile, it gives rooms a rustic feel.

- > Prone to scratching

\$\$\$

Laquer cabinet

Made of a medium-density fiber panel or plywood on which a lacquer is applied.



- > Many styles, finishes and colours available
- > Nice finishes
 - > Modern and lustrous appearance
 - > Easily repairable in the event of scratching
 - > Easy to clean

- > Higher investment
- > Prone to fingerprints

\$\$\$\$\$

Countertops

YOUR BUDGET



AFFORDABLE

EXPENSIVE

Material **Ceramic**



Pros > Many colours and styles available

Cons > Low resistance to cracks and chips
> Grout joints gather dirt

Price \$

Laminate



> Highly durable and impact resistant
> Affordable
> Many colours and textures available

> Low resistance to heat and scratches
> Cannot be repaired or restored

\$

Corian



> Resistant to heat, stains, scratches and bacteria
> Must be repaired by a professional

> Must be repaired by a professional

\$\$

Concrete



> Available in multiple colours
> Highly durable material
> Heat resistant
> Easy to clean

> Sealant application required once a year
> Heavy material
> Can crack upon forceful impact
> Little resistance to stains

\$\$\$

Quartz



> Highly resistant to scratches and heat
> Easy to clean
> Antibacterial protection
> Keeps its shine and smoothness

> A less speckled appearance gives a less natural appearance to the stone

\$\$\$\$\$

The price varies depending on the type of stone and mineral deposits

Granite




> Very high resistance to heat and scratches
> Many colour choices available
> Natural stone

> Unequal veining
> Requires light cleaning

\$\$\$\$\$

The price varies depending on the type of stone and mineral deposits

Glass



> Hygienic
> Numerous textures and finishes available
> Resistant to stains and heat
> Low maintenance
> Possible to integrate LED lighting

> Expensive
> Heavy
> Prone to staining
> Prone to scratches

\$\$\$\$\$\$

Flooring

YOUR BUDGET



AFFORDABLE

EXPENSIVE

Material Linoleum



- Pros**
- > Easy to clean
 - > Easy to install
 - > Affordable
 - > Many patterns available
- Cons**
- > Quality levels can vary
 - > Serious damages cannot be repaired

Price \$

Ceramic



- > Easy to clean
- > Highly durable
- > Resistant to stains, humidity and continuous use
- > Risk of chipping and grout needs to be maintained

\$

Bamboo



- > Highly durable and long lifespan
- > Can shrink or expand (we advise that you install subfloor heating in humid rooms)
- > Requires a professional for varnishing

\$\$\$

Heated flooring



- > Superior thermal comfort
- > Hygienic
- > Out-of-sight and silent system
- > For maximum efficiency, must be installed by a professional
- > Expensive

\$\$\$

Shower

YOUR BUDGET



AFFORDABLE

EXPENSIVE

Material Prefabricated



- Pros**
- > Affordable
 - > Comes in disassembled pieces
 - > Different shapes and sizes available

- Cons**
- > Frequent joint maintenance
 - > Scratches easily

Price \$

One-Piece



- > Quick installation
- > Easy to clean
- > Affordable
- > Comes assembled

- > Difficult to transport

\$

Acrylic base and ceramic wall



- > Different shapes and dimensions are available
- > Easy to clean
- > Custom built
- > No size limits

- > More expensive
- > Must be built by a professional

\$\$

Walk-in




- > No doors
- > Easy to clean
- > Different styles and dimensions

- > Custom glass paneling
- > More expensive
- > Must be built by a professional

\$\$\$

Ceramic floor and walls



- > No limitations

- > Must be built by a professional
- > Soap residue accumulates on the floor
- > Custom glass paneling is required

\$\$\$\$









Baths

YOUR BUDGET



AFFORDABLE

EXPENSIVE

Material	Standard	Drop-In	One-Piece	Freestanding	Clawfoot	Whirlpool
						
Pros	<ul style="list-style-type: none"> > Affordable 	<ul style="list-style-type: none"> > Deep 	<ul style="list-style-type: none"> > Easy to clean > Good depth 	<ul style="list-style-type: none"> > Easy installation > Beautiful design > No supports necessary > Can be installed anywhere in the room 	<ul style="list-style-type: none"> > Very elegant design > Made of cast iron > Keeps a steady temperature 	<ul style="list-style-type: none"> > Therapeutic > Massage jets > Bubbles
Cons	<ul style="list-style-type: none"> > Shallow > Must be installed between 3 walls 	<ul style="list-style-type: none"> > Accessibility can be a challenge > Has a wide base 	<ul style="list-style-type: none"> > Cannot be cleaned with corrosive product 	<ul style="list-style-type: none"> > Expensive > Requires a lot of space > Higher maintenance 	<ul style="list-style-type: none"> > Really heavy > Must be coated in enamel every few years 	<ul style="list-style-type: none"> > Very heavy > Expensive > Requires maintenance of the jets and inner plumbing > Must be coated in enamel every few years
Price	\$	\$\$	\$\$\$	\$\$\$\$	\$\$\$\$\$	\$\$\$\$\$\$



Tiles backsplash

To give your bathroom a sense of elegance and trendiness, consider a bathroom tile backsplash or mosaic as a wonderful solution. Here are some gorgeous examples to help bring some inspiration...



Fixtures and finishes

YOUR BUDGET

Don't forget to also pick out:

- > Your sink
- > Your fittings and shower system
- > Your light fixtures such as water-resistant lighting, heaters, etc.
- > Your vanity handles

Many new practical accessories exist to take your bathroom to the next level.

Here are some examples:

- > Heated towel racks
- > Rain or multi-jet showers
- > Washbasins
- > In-home bathroom safety bars



The right price for your renovations

We believe that you deserve to pay the best price for your renovation project. That's why we invite up to three 360° Verified Contractors to bid against one another – with the goal of offering you the best possible price.

We value a quality and customer satisfaction over low price. Paying a fair price ensures that we remain in business, staff accordingly and offer top-notch after-sales service. It also means quality work being done by a qualified team, and a project that will be carried out the right way.

When it comes to renovations, it is better to pay market price and be happy with the work than to pay 30% less for sloppy work that you will have to redo again. Your Renovation Advisor will get you the best possible price, while maximizing your chances of a successful renovation!



My total budget

Write in the amounts you have budgeted for each step to calculate the total budget of your dream renovation.

VANITIES

COUNTERTOPS

FLOORING

SHOWER

BATH

PLUMBING, ACCESSORIES
AND FIXTURES

LABOUR

GRAND TOTAL

When planning your renovation project, consider including fees associated with different trades.

- > Experts: Designers, architects and engineers
- > Skilled trades : Plumbers and electricians
- > Project management (i.e. general contractors)

Contact us today and a Renovation Advisor will help you put together your budget and guide you through the various stages of your renovation to help you find the right trades to get the job done.

Together, we'll help you put together the perfect bathroom for your home!



5 reasons to work with Reno-Assistance



Learn more about our
360° verification :

[renoassistance.ca/en/
360-verification/](https://renoassistance.ca/en/360-verification/)

1 Trusted 360° Verified Contractors

We only refer you to the contractors that meet all of our evaluation criteria and have high customer satisfaction ratings.

2 Advisors experienced in working on thousands of projects

Our experts will accompany you through each step of your project and help you understand the quotes you receive from contractors.

3 Pay the right price

We get you up to three 360° Verified Contractors to compete against one another so you get the best price.

4 More than 65,000 projects completed

With the number of projects we have worked on, rest assured that we have the expertise to help you with your renovation project.

5 No cost, no obligation

We'll never pressure you into choosing one of our contractors, but we're confident that you'll notice that they stand out from the rest.

How can this service be free?

Our service is free of charge to our clients. The 360° Verified Contractor you choose pays for our services as they do not need to invest in advertising, tradeshow, etc., to grow their businesses. It's cheaper and a low-risk investment for them to do business with us. Also, every contractor is aware that they are bidding alongside others, which ensures they offer you a fair price.




My notes



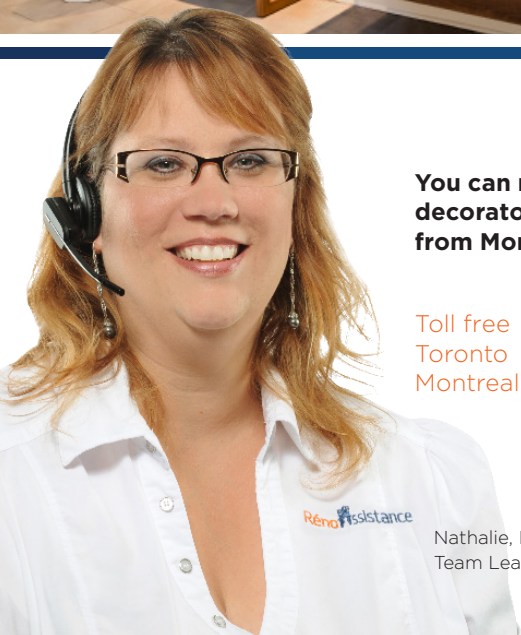

My plan

Go ahead! Sketch out your dream renovation.

A large grid of squares for sketching a renovation plan. The grid is composed of 20 columns and 20 rows of squares. Each square is further divided into a 4x4 sub-grid of smaller squares, creating a total of 1600 small squares. The grid is intended for sketching out a dream renovation.



Happy renovations start here!



You can reach our team of designers, interior decorators and renovation consultants by telephone from Monday to Friday from 8:30am to 8:00pm.

Toll free 1-888-670-9742
Toronto 416-548-7943
Montreal 514-360-RENO (7366)

Nathalie, Interior designer
Team Lead, Renovation Advisor

HEAD OFFICE
Reno-Assistance inc.
251 Consumers Rd, Suite 1200
Toronto ON M2J 4R3
info@renoassistance.ca
renoassistance.ca

Reno  **assistance**

2013 © The content of this document is the property of Réno-Assistance Inc. and should not be copied, reproduced, duplicated in whole or in part without written authorization.