
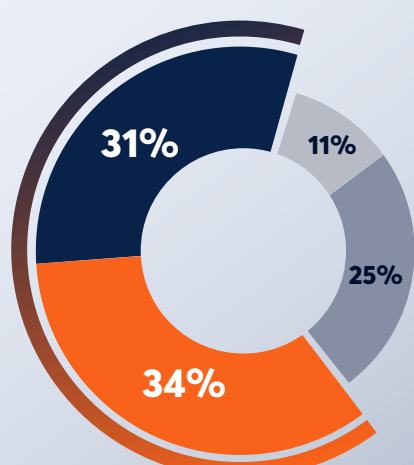


1 Renovation intentions

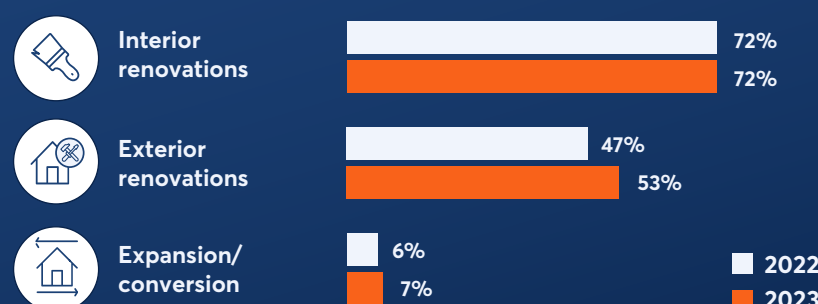
65%
Positive

vs. 66% in 2022

- Very likely
- Somewhat likely
- Not very likely
- Not at all likely



2 Types of renovation planned (in the next 3 years)



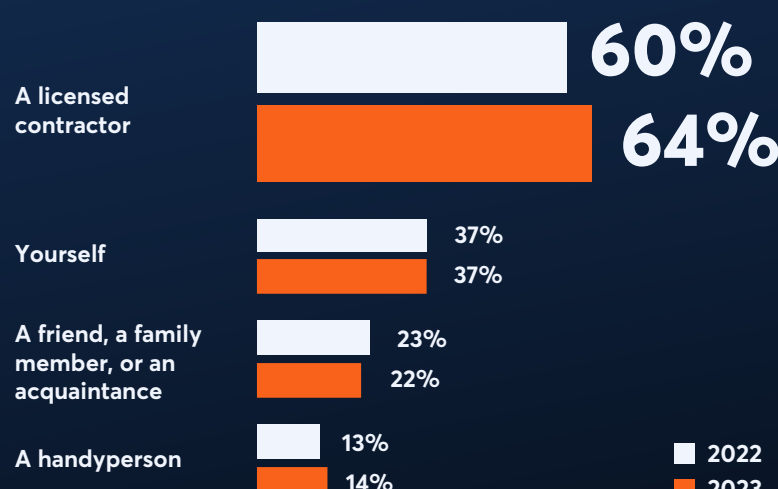
3 Budget based on type of renovation

Average **\$30,661**
vs. \$30,644 in 2022

Budget Range	Percentage
\$15,000 or less	53%
\$15,000 to \$49,999	33%
\$50,000 to \$99,999	9%
\$100,000 or more	5%



4 Resources planned for the renovations



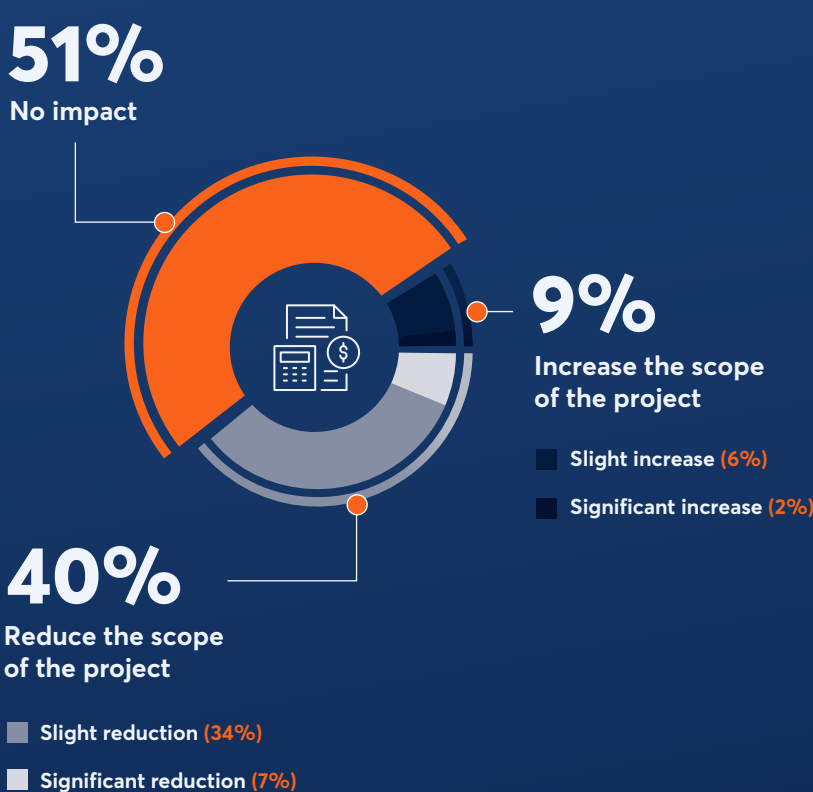
5 Feeling of security/confidence In relation to the current economic climate

54%
Confident

- Very confident
- Pretty confident



6 Scope of the project In relation to the current economic climate



7 Selection criteria Licensed contractors

77%

of those who choose a licensed contractor do so for the guarantee of quality work and both material and workpersonship guarantees

